

Desigo® Fire Safety Modular Enclosures and Equipment

Models: BCM | CAB1 | CAB-BATT | CAB-BATT-R | CAB-MP | CAB2-BB | CAB2-BD | CAB2-XBD | CAB2-XRD | CAB3-BB | CAB3-BD | CAB3-XBD | CAB3-XRD | ID-MP | ID-SP | OD-BP | OD-GP | OD-LP | REMBOX2 | REMBOX4 | XLS-MLE6-ADPT | XLS-MME3-ADPT | XLS-MSE2-ADPT | XLS-MSE3-ADPT | XLS-RCC13F-ADPT

Architect & Engineer Specifications

- One (1) | two (2) | three (3) row enclosure types
- Blank plates (ordered separately) for inner and outer doors
- Clear lens and grill plates (sold separately) for use with outer door
- UL 864 Listed, ULC Listed

Product Overview

The enclosures used with Desigo Fire Safety Modular systems (Models CAB1, CAB2, and CAB3), along with their accessories, provide a complete set of hardware for mounting all main system and remote transponder cards and modules.

The hardware allows each DSFM system to be configured for a wide variety of applications. Included in the enclosure series are backbox and door sets; removable mounting plates and clear lenses; louvered ventilation grill plates, and blank plates for use with the enclosure doors.

All enclosures come with ground straps for the inner and outer doors; shield termination lugs; grounding lugs, and tie wrap lances for securing wire.

All enclosures can also mount system backup batteries up to 31AH in capacity.



Model REMBOX 2



Model REMBOX 4



Model CAB1
One-row system enclosure



Model CAB2
[with mounted optional inner door]



Model CAB3
[with mounted optional inner door]



Single-Row Enclosure

Model CAB1, the smallest of the Desigo Fire Safety Modular system enclosures, can house a single Model CAB-MP cabinet mounting plate for mounting card cages, power supplies and bulk amplifiers. Model CAB1 also has four (4) mounting slots on the inner door for mounting an Operator Interface (OI) and Model ID-MP switch module brackets.

Each Model CAB1 comes complete with a **black** back box, with **black** inner and outer doors, a single lock-and-key set on the outer door, and a single OD-LP outer door lens plate (installed). A **red** version (Model CAB1R) is also available.

Approximate size is 27" (68.6cm.) high; 26" (66cm.) wide, and 8" (20.3cm.) deep.

Two-Row Enclosure

Model CAB2 is the mid-sized Desigo Fire Safety Modular enclosure capable of housing a maximum two (2) Model CAB-MP cabinet mounting plates.

The inner door has two (2) rows of four (4) mounting slots. The outer door has space for mounting two (2) outer door plates (Models OD-LP, OD-BP or OD-GP). The outer door can be configured to open from either side.

Model CAB2 consists of the Model CAB2-BB back box; the Model CAB2-BD **black** inner and outer door package, and one (1) Model OD-LP lens plate. The outer door has a single lock and key set installed. **Red** doors are available in Model CAB2-RD. Additional door mounting plates must be ordered separately. Approximate size is 45" (114.3cm.) high, 26" (66cm.) wide, and 8" (20.3cm.) deep.

Three-Row Enclosure


Model CAB3, the largest single Desigo Fire Safety Modular enclosure available, can house a maximum three (3) Model CAB-MP cabinet mounting plates in the enclosure, and three (3) rows of inner door mounting slots. The outer door can be configured to open from either side. Model CAB3 consists of the Model CAB3-BB back box; the Model CAB3-BD **black** inner and outer door package, and one (1) Model OD-LP lens plate.

The outer door has two (2) locks and key sets installed. **Red** doors are available via Model CAB3-RD.

Additional door mounting plates must be ordered separately. Approximate size is 63" (160cm.) high, 26" (66cm.) wide, and 8" (20.3cm.) deep.

Enclosure Trim Kits

Trim kits are available for all system enclosures for semi-flush mounting applications. Model CAB1-TK (for **black** enclosures) and Model CAB1R-TK (for **red** enclosures) fit Models CAB1 and CAB1-R enclosures. Similarly, Models CAB2-TK and CAB2R-TK fit the Model CAB2 enclosure, and Models CAB3-TK and CAB3R-TK fit the Model CAB3 enclosure.



Remote Transponder Doors

The Desigo Fire Safety Modular system can use remote transponders for mounting additional modules such as amplifiers, without requiring an Operator Interface (OI) or any control switches.

Special doors are available for systems using Model CAB2 or Model CAB3 remote transponders. Models CAB2-XBD and CAB3-XBD omit the unused inner door and come complete with ventilation louvers built into the door.

Model CAB2-XBD comes in **black**, and fits specifically on Model CAB2-BB. Model CAB3-XBD also comes in **black**, and fits specifically on Model CAB3-BB.

Remote transponder doors are also orderable in **red**: Models CAB2-XRD and CAB3-XRD.



Model OD-GP

Outer-Door Grill Plate

Model OD-GP also covers an entire row on the outer door of a system cabinet, but has four rows of ventilation louvers on it. Model OD-GP is mounted in front of system bulk amplifiers, card amplifiers, or other modules that generate heat. Using Model OD-GP will permit airflow across these modules to aid in heat dissipation. A single grill plate is included with each Model OG-GP.

Remote System Enclosures

Models REMBOX2 and REMBOX4 are Desigo Fire Safety Modular system enclosures that are used for remotely mounting inner-door modules, such as the Desigo Modular OI, Model SCM-8, Model LCM-8 and Model FMT.

REMBOX4 hardware used with Desigo Fire Safety Modular systems are thinner than the regular CAB enclosures, just 5" (12.7cm.) deep overall, and are perfect for mounting in places where space is limited (such as lobbies or behind a receptionist's desk).

Due to their smaller depth, no card cages, power supplies or bulk amplifiers can be mounted in a given REMBOX. However, modules such as the Remote Network Interface Module (Model RNI); the Output-Control Module (Model OCM-16) and the Supervised Input Module (Model SIM-16) can be mounted in a REMBOX.

Due to the depth of the Live Voice Module (Model LVM) and the Model FMT firefighters' master telephone, no Model OCM-16 or Model SIM-16 modules can be used simultaneously with Model LVM or Model FMT.

Models REMBOX2 and REMBOX4 are designed for flush mounting with no trim kit required. Both enclosures also come with a clear lens plate on the cover.



REMBOX2
(with doors closed)



REMBOX2
(with doors open)

Two-Module Remote Enclosure

Model REMBOX2 has two (2) inner-door module spaces, and can hold on Desigo Modular OI, up to two (2) switch-module brackets, one (1) Model LVM. Combinations are permissible.

Model REMBOX2 can also mount a single Model RNI on a bracket included in the backbox. A bracket (Model REMBOX2-MP) can be used to mount up to four (4) Model OCM-16s or Model SIM-16 enclosures. Model REMBOX2-MP must be purchased separately. Approximate size of Model REMBOX2 is 14-1/2" (36.8cm.) wide, 18-1/2" (47cm.) high and 5" (12.7cm.) deep.

NOTE: A red, (2) two-module remote lobby enclosure (Model REMBOX2R) is also available.



Model REMBOX4

Four-Module Remote Enclosures

Model REMBOX4 has space for mounting four (4) inner door modules. Any combination (two-module spaces), switch module brackets, Model LVM or Model FMT (one-module space each) on a Desigo Modular OI can be used. Unused module spaces can be covered with Model ID-SP blank plates.



Model CAB-MP

Cabinet Mounting Plate

The cabinet mounting plate (Model CAB-MP) provides mounting for a single row of modules in a Desigo Modular system cabinet. Four (4)-module spaces are available on Model CAB-MP. Model CAB-MP is used to mount the Model CC-5 card cage, the Model CC-2 card cage, the Model PSC-12 power supply, the Model PSX-12 power supply extender, and the Model ZAM-80 / 180 zone amplifiers.



Model ID-MP

Inner-Door Mounting Plate

The inner door mounting plate (Model ID-MP) is mounted on the inner door of a CAB enclosure. Model ID-MP plates are used to mount Model SCM-8 switch control modules; Model LCM-8 LED control modules, or with Model FCM-6.

Four (4) mounting plates are included in each Model ID-MP. Each mounting plate has four (4) spaces for control modules, and can hold either four (4) Model SCM-8 modules {one [1] control module space each}; four (4) Model LCM-8 modules {one [1] control module space each}; or two (2) Model FCM-6 modules {two [2] module spaces each}.

Combinations are also allowed. Blank spaces in Model ID-MP can be covered using the Model BCM blank control module plate. A maximum four (4) Model ID-MP plates can be mounted in a single row on the inner door.



Model ID-SP

Inner-Door Single Blank Plate

Model ID-SP is used to cover any single module blank spaces on the inner door

not used to mount a Desigo Modular OI or one (1) Model ID-MP. Up to four (4) Model ID-SP plates can be mounted in a single row on the inner door. Two (2) blank plates are included in each Model ID-SP.



Model XDACT-ASSY

Class X Assembly Plate

The XDACT Assembly (Model XDACT-ASSY) is the blank plate used for holding the optional Digital Alarm Communication Transmitter (DACT), Model FCA2015-U1. The XDACT assembly vertically mounts on the back, left-hand side of an inner door of any type of Desigo Modular panel, adjacent to an Operator Interface (OI).




Model BCM

Blank Control Module Plate

Model BCM is used on Model ID-MP to cover any blank areas where control modules are not used. A maximum four (4) Model BCM plates can be mounted on a single Model ID-MP. Four (4), blank-module plates are included in each Model BCM.

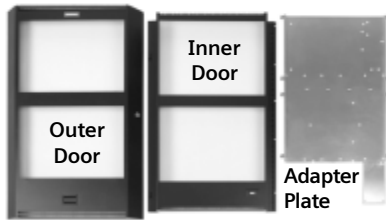
Outer Door Lens Plate

Model OD-LP is a clear plastic lens plate mounted on the outer door of a system cabinet. Model OD-LP is used to allow operators to see the system interface and controls mounted on the inner door, but restricts access to unauthorized users. Model OD-LP covers an entire row on the outer door. A single lens plate is included with each Model OD-LP.



Outer Door Blank Plate

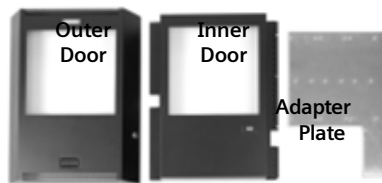
The Outer Door Blank Plate (Model OD-BP) is used to cover an entire row of a Desigo Modular system cabinet. Model OD-BP is mounted when no module is used in that location. Model OD-BP is mounted on the outer door, and one (1) blank plate is included with each order.



MME-3-series Enclosure Adapters

Model XLS-MME3-ADPT, which must be used in conjunction with Model CAB-MP plates, is an adapter that allows Desigo Modular cards to be mounted in older-generation MXL Model MME-3-series or Model MBR-2 medium black enclosures.


Model XLS-MME3R-ADPT, which must be used in conjunction with Model CAB-MP plates, is an adapter that allows Desigo Modular cards to be mounted in older-generation MXL Model MME-3R medium red enclosures.



MSE-3-series Enclosure Adapters

Model XLS-MSE3-ADPT is an adapter that allows Desigo Modular cards to be mounted in older-generation MXL-IQ Model MSE-3L or Model MSE-3M black enclosures.

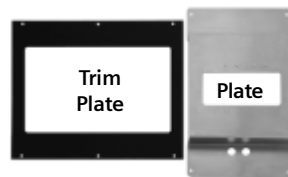
Model XLS-MSE3R-ADPT is an adapter that allows Desigo Modular cards to be mounted in older-generation MXL-IQ Model MSE-3LR or Model MSE-3MR red enclosure.



RCC13-series Enclosure Adapters

Model XLS-RCC13F-ADPT is an adapter that allows the Desigo Modular Model SSD/-C series remote annunciator to be mounted in older-generation Model RCC-1F or Model RCC-3F black, flush-mount enclosure.

Model XLS-RCC13FR-ADPT is an adapter that allows the Model SSD/-C series to be mounted in older-generation RCC-1FR and RCC-3FR, red flush-mount enclosure.



RCC-1-series Enclosure Adapters

Model XLS-RCC1-ADPT is an adapter that allows the Desigo Modular Model SSD/-C series remote annunciator to be mounted in older-generation Model RCC-1 surface-mount enclosure.



Remote Transponders

Desigo Modular systems can use remote transponders for mounting additional modules such as amplifiers without requiring a Desigo Modular operator interface or any control switches.

Special doors are available for systems using Model CAB2 or Model CAB3 remote transponders. These doors (Models CAB2-XBD and CAB3-XBD) omit the unused inner door, and come complete with ventilation louvers built into the door.

Special doors are available for systems using Model CAB2 or Model CAB3 remote transponders. These doors (Models CAB2-XBD and CAB3-XBD) omit the unused inner door, and come complete with ventilation louvers built into the door.

Enclosure Trim Kits

Trim kits are available for all Desigo Modular system enclosures for semi-flush mounting applications. Model CAB1-TK (for black enclosures) and the Model CAB1R-TK (for red enclosures) fit inside the Models CAB1 and CAB1R enclosures. Similarly, Models CAB2-TK and CAB2R-TK fit inside the Model CAB2 enclosure, while Models CAB3-TK and CAB3R-TK fit the Model CAB3 enclosure.

Details for Ordering

MODEL OR TYPE	PART NUMBER	PRODUCT
BCM	500-033320	Blank Control Module Plate [Four (4) per package]
CAB-BATT	500-633917	Field-mounted enclosure for 100AH batteries, black
CAB-BATT-R	500-634925	Field-mounted enclosure for 100AH batteries, red
CAB1	500-633007	Complete Single-Row Cabinet, black
CAB1R	500-633728	Complete Single-Row Cabinet, red
CAB1-TK	500-633013	Single-Row Trim-kit Cabinet, black
CAB1R-TK	500-633729	Single-Row Trim-kit Cabinet, red
CAB2-BB	500-633009	Two-Row Back Box, black
CAB2-RB	500-634941	Two-Row Back Box, red
CAB2-BD	500-633008	Two-Row Inner & Outer Door Set, black
CAB2-RD	500-633755	Two-Row Inner & Outer Door Set, red
CAB2-TK	500-633014	Two-Row Trim-kit Cabinet, black
CAB2R-TK	500-633753	Two-Row Trim-kit Cabinet, red
CAB2-XBD	500-633768	CAB2 Transponder Door
CAB2-XRD	500-633792	Medium-Enclosure Transponder Door [mounts to Model CAB2-RB]
CAB3-BB	500-633011	Three-Row Back Box, black
CAB3-RB	500-634942	Three-Row Back Box, red
CAB3-BD	500-633010	Three-Row Inner & Outer Door Set, black
CAB3-RD	500-633757	Three-Row Inner & Outer Door Set, red
CAB3-TK	500-633015	Three-Row Trim-Kit Cabinet, black
CAB3R-TK	500-633754	Three-Row Trim-Kit Cabinet, red
CAB3-XBD	500-633769	CAB3 Transponder Door
CAB3-XRD	500-633793	Large-Enclosure Transponder Door [mounts to Model CAB3-RB]

Details for Ordering – (cont.)

MODEL OR TYPE	PART NUMBER	PRODUCT
CAB-MP	500-633012	Module Mounting Plate
CAB-55-BRKT	S54430-B1-A1	Bracket to hold down 55AH batteries in CAB-BATT enclosure [Required for Seismic Applications]
CAB-100-BRKT	S54430-B2-A1	Bracket to hold down 100AH batteries in CAB-BATT enclosure [Required for Seismic Applications]
ENCL-01	S54465-C63-A1	SNU Enclosure (with key-lock)
ID-MP	500-633027	Inner-Door Enclosure Mounting Plate [four (4) per package]
ID-SP	500-633028	Single-Door Inner-Door Enclosure Mounting Plate [two (2) per package]
OD-BP	500-633017	Outer Door Blank Plate, black
OD-BP-R	500-634919	Outer Door Blank Plate, red
OD-GP	500-633018	Outer Grill Plate, black
OD-GP-R	500-634920	Outer Grill Plate, red
OD-LP	500-633016	Outer Door Lens Plate
REMBX2	500-633772	(2) Two-module remote lobby enclosure, black
REMBX2R	500-650612	(2) Two-module remote lobby enclosure, red
REMBX2-MP	500-634211	Mounting plate for Models OCM-16 / SIM-16 in Model REMBOX2
REMBX4	500-633914	(4) Four-module remote lobby enclosure, black
REMBX4R	500-650613	(4) Four-module remote lobby enclosure, red
REMBX4-MP	500-634212	Mounting plate for Models OCM-16 / SIM-16 in Model REMBOX4

Details for Ordering – (cont.)

MODEL OR TYPE	PART NUMBER	PRODUCT
XDACT-ASSY	S54430-A5-A1	XDACT Mounting Plate (with cable)
XLS-MLE6-ADPT	S54430-C9-A1	MLE-6 Enclosure Adapter, black
XLS-MLE6R-ADPT	S54430-C9-A2	MLE-6R Enclosure Adapter, red
XLS-MME3-ADPT	S54430-C8-A1	MME-3 and MBR-2 enclosure adapters, black
XLS-MME3R-ADPT	S54430-C8-A2	MME-3 and MBR-2 encl. adapters, red
XLS-MSE2-ADPT	S54430-C7-A1	MSE-2 enclosure adapter, black
XLS-MSE2R-ADPT	S54430-C7-A2	MSE-2 enclosure adapter, red
XLS-MSE3-ADPT	S54430-C14-A1	MXL-IQ MSE-3L & MSE-3M enclosure adapters, black
XLS-MSE3R-ADPT	S54430-C14-A2	MXL-IQ MSE-3L & MSE-3M enclosure adapters, red
XLS-RCC1-ADPT	S54430-Z14-A1	RCC-1 enclosure adapter, black
XLS-RCC13F-ADPT	S54430-Z13-A1	RCC-1F RCC-3F enclosure adapter, black
XLS-RCC13FR-ADPT	S54430-Z13-A2	RCC-1F RCC-3F enclosure adapter, red

This Area Left Intentionally Blank

NOTICE – The information contained in this data-sheet document is intended only as a summary, and is subject to change without notice. The product(s) described here has/have a specific instruction sheet(s) that cover various technical, limitation and liability information.

Copies of install-type, instruction sheets – as well as the *General Product Warning and Limitations* document, which also contains important data, are provided with the product, and are available from the Manufacturer.

Data contained in the aforesaid type of documentation should be consulted with a fire-safety professional before specifying or using the product.

Any further questions or assistance concerning particular problems that might arise, relative to the proper functioning of the equipment, please contact the Manufacturer.

SIEMENS

Desigo® Fire Safety

Siemens Industry, Inc.
Smart Infrastructure – Building Products
2 Gatehall Drive • Parsippany, NJ 07054
Tel: (973) 593-2600

December - 2022
(Rev. 3)